




EMBARK

EVOLVE

EXCEL

**Eñdo**



FINISHING  
**SCHOOL**



[www.rootcanalfoundation.com](http://www.rootcanalfoundation.com)

135+ BATCHES COMPLETED  
1750 + DENTISTS TRAINED  
FROM 25 + COUNTRIES

## MASTER CLASS IN ENDODONTICS

(Microscope Enhanced Training Modules)

By

Dr. V. Gopi Krishna

Click here to register : [https://www.rootcanalfoundation.com/registration\\_form.php](https://www.rootcanalfoundation.com/registration_form.php)



# *Our Journey towards Perfection ...*

- 
- 2022** 1750+ dentists trained & 135+ batches completed. Tenth Annual Young Achievers Scholarship Module
  - 2018-19** Modules @ Bhubaneswar & Myanmar
  - 2015-17** 1000 dentists trained & 50 Batches completed
  - 2014-15** Modules @ Dubai & Guwahati
  - 2013** First Annual Young Achievers Scholarship Module.
  - 2009** First Microscope enhanced training program @ Chennai .
  - 2004** Root Canal Foundation established.

## Mentor profile



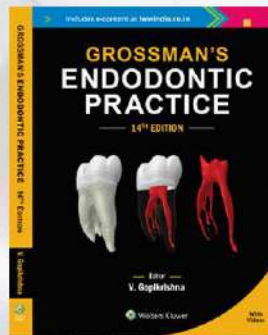


**Dr.V.Gopi Krishna**, BDS, MDS, PhD is a clinician and academican of international acclaim. He is the Founder - Director and Clinical Mentor of Root Canal Foundation's Endo Finishing School program. He currently is the Secretary for the International Federation of Endodontic Associations as well as General Secretary of Indian Endodontic Society & Indian Board of Endodontics.

He is also the Associate Editor of European Endodontic Journal and Former Editor in Chief of Journal of Conservative Dentistry & Endodontology Journals.

Dr Gopi Krishna has presented more than 350+ invited podium lectures globally. His vision is to empower dentists and make a meaningful difference to the quality of clinical endodontics being practiced.

Dr Gopi Krishna is the editor of three reputed textbooks (eight editions) that are read by more than 30,000 dental students annually across Asia.



## Endo Finishing School : Best Training Facility in India

- Nine in-house endodontic microscopes (Global, Leica and Sanma scopes)
- Twenty two Digital workstations : Each with individual Nissin / Trimunt Phantom heads with chair-side operator LED lights to simulate clinical scenarios.
- Individual Video monitors for enhanced Watch - Learn - Practice sessions
- Individual Endodontic motors, Ultrasonic Scalers & Obturation systems





# MODULE 1

## ESSENTIAL ENDODONTICS

### MASTERCLASS PROGRAM

#### FOUR days : 40 HRS

- Learn pre-operative radiographic and clinical assessment of cases
- Understand root canal anatomy and perform conservative access openings with confidence on both anterior and posterior teeth.
- Learn to trace extra canals, handle calcifications and curvatures, maintain canal patency and establish accurate working length.
- Understand taper and choose an ideal rotary/reciprocating shaping system
- Perform efficient shaping and cleaning strategies followed by optimal obturation and core build up techniques.

DIDACTIC LECTURES	DEMONSTRATIONS	HANDS ON TRAINING
<p><b>6 HOURS</b> of clinically oriented didactic lectures by <b>Dr Gopi Krishna</b></p>	<p><b>6 HOURS</b> of microscope enhanced demonstrations</p>	<p><b>28 HOURS</b> of hands on training</p>

### Course highlights :

- 30 plus endo access opening, rotary shaping , cleaning and obturation exercises by EACH participant
- 200 plus access opening live demonstrations in each batch
- 75 plus obturated teeth X-ray evaluations in each batch
- Rubber dam isolation exercises by each participant





# MODULE 2

## ADVANCED ENDODONTIC & PROSTHODONTIC MASTERCLASS PROGRAM

### THREE DAYS : 30 HOURS

- Day One : Retreatment Strategies, Management of Ledges & Perforations and Thermoplasticized obturation techniques
- Day Two: Prosthodontic module on crown and bridge preparations, Laminate preps, Conventional, Digital Impression making, Cementation protocols
- Day Three : Post Endodontic Restorations (Fiber and metal post systems clinical protocols)

<b>DIDACTIC LECTURES</b>	<b>DEMONSTRATIONS</b>	<b>HANDS ON TRAINING</b>
<p><b>4 HOURS</b> of clinically oriented didactic lectures by <b>Dr Gopi Krishna</b> and <b>Dr Lakshmi S</b></p>	<p><b>4 HOURS</b> of microscope enhanced demonstrations</p>	<p><b>22 HOURS</b> of hands on training</p>

### Course highlights :

- During the course each participant will perform:
- More than SIX retreatment procedures and thermoplasticized obturations
- More than FIVE post and core exercises
- More than TEN crown and laminate preparations



# MODULE 3 MICROSCOPE TRAINING MASTERCLASS PROGRAM TWO days : 20 HRS

This two day program is for endodontists and clinicians who want to learn ergonomics and clinical protocols for using a dental microscope. Each participant will have a microscope with beam splitter video output for assessment of work done on individual phantom head models.

<b>DIDACTIC LECTURES</b>	<b>DEMONSTRATIONS</b>	<b>HANDS ON TRAINING</b>
<p><b>2 HOURS</b> of clinically oriented didactic lectures by <b>Dr Gopi Krishna</b></p>	<p><b>2 HOURS</b> of microscope enhanced demonstrations</p>	<p><b>16 HOURS</b> of hands on training</p>

## Course highlights :

- One Microscope with clinical assistant for EACH participant
- Scope Ergonomics + 12 Clinical Exercises
- Access openings, shaping & obturation, instrument & post retrieval under the microscope

**Eñdo**



FINISHING  
**SCHOOL**



## Course Details

### MODULE-I ESSENTIAL ENDODONTICS MASTERCLASS PROGRAM :

Chennai : INR 40000 Guwahati / Bhubaneswar : INR 42000 Myanmar: USD 850

### MODULE-II ADVANCED ENDODONTIC & PROSTHODONTIC MASTERCLASS PROGRAM :

Chennai : INR 38000 Guwahati / Bhubaneswar: INR 42000 Myanmar : USD 850

### MODULE -III MICROSCOPE TRAINING MASTERCLASS PROGRAM :

Only at Chennai : INR 38000

### MODULE 4 : INSTRUMENT RETRIEVAL MASTERCLASS BY DR ZAHER ALTAQI :

Only at Chennai : INR 52,000

- For more information on program dates, participant guidelines, payment mode and for on-line registration, kindly visit our website- [support@rootcanalfoundation.com](mailto:support@rootcanalfoundation.com)

ISO 9001:2008 Certified  
[www.rootcanalfoundation.com](http://www.rootcanalfoundation.com)  
Email: [support@rootcanalfoundation.com](mailto:support@rootcanalfoundation.com)

[https://www.rootcanalfoundation.com/registration\\_form.php](https://www.rootcanalfoundation.com/registration_form.php)

Bank Name - HDFC  
A/c no - 00172000033366  
A/c name - Root canal centre  
Branch - Anna Nagar  
shanti colony, Chennai  
IFSC/RTGS code : HDFC0000017



Chennai | Guwahati | Bhubaneswar | Myanmar  
Phone: +91- 7845808818

#### CHENNAI :

Sri Arcade, D Block, New No 91, Anna Nagar First Avenue  
Chintamani Signal, Anna Nagar, Chennai-600 102. INDIA

#### GUWAHATI :

Collaborative Partner :  
Centre for Clinical Dental Study Circle  
2nd floor, Saraswati apartment  
Chilarai nagar path, bhangagarh, GS Road  
GUWAHATI, ASSAM - 781005, India  
Dr.Pratim Talukdar Ph: 8811082782.

#### BHUBANESWAR :

Collaborative Partner :  
The Rootcanal Research Centre  
Goutam Nagar, Kalpana Square  
Bhubaneswar, Odisha, INDIA  
Dr.Saketh Ph: 78944 04876

#### MYANMAR :


Collaborative Partner :  
K&G Co.Ltd,No. 19, 127<sup>th</sup> street  
Mingalar Taung Nyunt Township  
Yangon, Myanmar  
Dr.NayAung Ph: +95 9 799 668570



### AFTER PROGRAM SUPPORT



Online Helpline  
to discuss cases,  
queries & updates

- 
- One on One mentoring.
  - Maximum number of clinical exercises

### FACILITIES



Best training facilities  
in India

### THE MENTOR



Internationally renowned  
Teacher and Clinician:  
Dr. V.GOPI KRISHNA

## ENDO



FINISHING  
**SCHOOL**  
PROGRAM

**How ROOT CANAL FOUNDATION :  
Endo Finishing School Program  
makes you CLINICALLY PROFICIENT ?**





**ROOTCANAL  
FOUNDATION**

[www.rootcanalfoundation.com](http://www.rootcanalfoundation.com)

**1750**

**+ Dentists trained ...**

**From over 25 countries ...**

**135**

**+ Batches from 2009 - till date**