



EMBARK

EVOLVE

EXCEL

Eñdo



FINISHING
SCHOOL



MASTER CLASS IN ENDODONTICS

(Microscope Enhanced Training Modules)

By

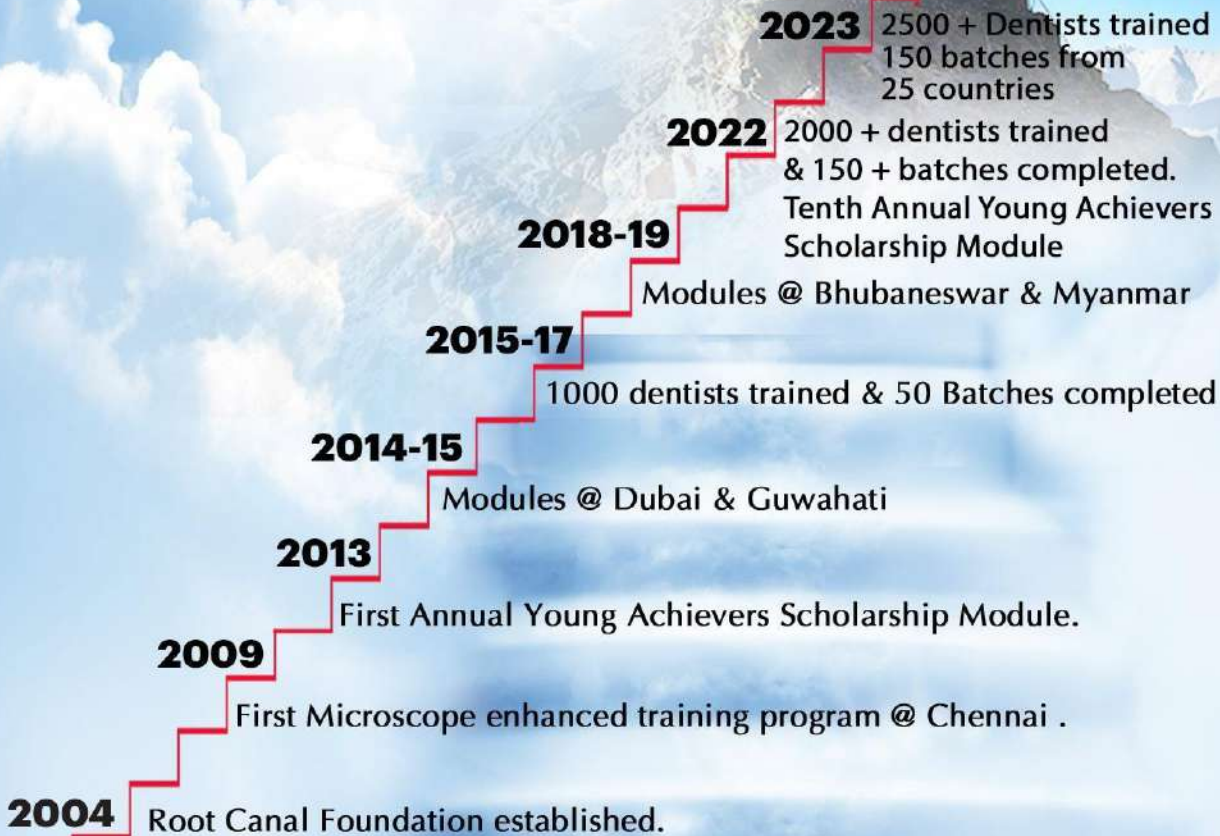
Dr. V. Gopi Krishna

200 + BATCHES COMPLETED
2500 + DENTISTS TRAINED
FROM 25 + COUNTRIES

[**Click To Register**](#)



Our Journey towards Perfection ...



Mentor profile



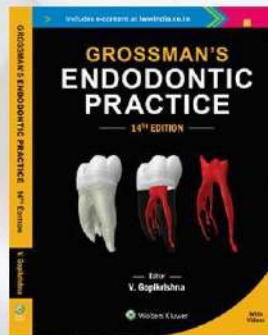


Dr.V.Gopi Krishna, BDS, MDS, PhD is a clinician and academican of international acclaim. He is the Founder - Director and Clinical Mentor of Root Canal Foundation's Endo Finishing School program. He currently is the Secretary for the International Federation of Endodontic Associations as well as General Secretary of Indian Endodontic Society & Indian Board of Endodontics.

He is also the Associate Editor of European Endodontic Journal and Former Editor in Chief of Journal of Conservative Dentistry & Endodontology Journals.

Dr Gopi Krishna has presented more than 350+ invited podium lectures globally. His vision is to empower dentists and make a meaningful difference to the quality of clinical endodontics being practiced.

Dr Gopi Krishna is the editor of three reputed textbooks (eight editions) that are read by more than 30,000 dental students annually across Asia.



Endo Finishing School : Best Training Facility in India

- Nine in-house endodontic microscopes (Global, Leica and Sanma scopes)
- Simulation Lab equipped with 25 Phantom Heads
- Twenty two Digital workstations : Each with individual Nissin / Trimunt Phantom heads with chair-side operator LED lights to simulate clinical scenarios.
- Individual Video monitors for enhanced Watch - Learn - Practice sessions
- Individual Endodontic motors, Ultrasonic Scalers & Obturation systems





MODULE 1

ESSENTIAL ENDODONTICS

MASTERCLASS PROGRAM

FOUR days : 40 HRS

- Learn pre-operative radiographic and clinical assessment of cases
- Understand root canal anatomy and perform conservative access openings with confidence on both anterior and posterior teeth.
- Learn to trace extra canals, handle calcifications and curvatures, maintain canal patency and establish accurate working length.
- Understand taper and choose an ideal rotary/reciprocating shaping system
- Perform efficient shaping and cleaning strategies followed by optimal obturation and core build up techniques.

DIDACTIC LECTURES	DEMONSTRATIONS	HANDS ON TRAINING
<p>6 HOURS of clinically oriented didactic lectures by Dr Gopi Krishna</p>	<p>6 HOURS of microscope enhanced demonstrations</p>	<p>28 HOURS of hands on training</p>

Course highlights :

- 30 plus endo access opening, rotary shaping , cleaning and obturation exercises by EACH participant
- 200 plus access opening live demonstrations in each batch
- 75 plus obturated teeth X-ray evaluations in each batch
- Rubber dam isolation exercises by each participant





MODULE 2

ADVANCED ENDODONTIC & PROSTHODONTIC MASTERCLASS PROGRAM

THREE DAYS : 30 HOURS

- Day One : Retreatment Strategies, Management of Ledges & Perforations and Thermoplasticized obturation techniques
- Day Two: Prosthodontic module on crown and bridge preparations, Laminate preps, Conventional, Digital Impression making, Cementation protocols
- Day Three : Post Endodontic Restorations (Fiber and metal post systems clinical protocols)

DIDACTIC LECTURES	DEMONSTRATIONS	HANDS ON TRAINING
<p>4 HOURS of clinically oriented didactic lectures by Dr Gopi Krishna and Dr Lakshmi S</p>	<p>4 HOURS of microscope enhanced demonstrations</p>	<p>22 HOURS of hands on training</p>

Course highlights :

- During the course each participant will perform:
- More than SIX retreatment procedures and thermoplasticized obturations
- More than FIVE post and core exercises
- More than TEN crown and laminate preparations

Eñdo



FINISHING
SCHOOL



MODULE 3

MICROSCOPE TRAINING

MASTERCLASS PROGRAM

TWO days : 20 HRS

This two day program is for endodontists and clinicians who want to learn ergonomics and clinical protocols for using a dental microscope. Each participant will have a microscope with beam splitter video output for assessment of work done on individual phantom head models.

DIDACTIC LECTURES	DEMONSTRATIONS	HANDS ON TRAINING
<p>2 HOURS of clinically oriented didactic lectures by Dr Gopi Krishna</p>	<p>2 HOURS of microscope enhanced demonstrations</p>	<p>16 HOURS of hands on training</p>

Course highlights :

- One Microscope with clinical assistant for EACH participant
- Scope Ergonomics + 12 Clinical Exercises
- Access openings, shaping & obturation, instrument & post retrieval under the microscope

Eñdo



**FINISHING
SCHOOL**

MODULE 4 INSTRUMENT RETRIEVAL MASTERCLASS BY DR ZAHER ALTAQI TWO days : 20 HRS



**Dr ZAHER
ALTAQI**

Stage 1

- BTR training kit – remove 8 broken files

Stage 2

- 3D printed teeth – remove 6 broken files from complex canals

Stage 3

- natural teeth – remove 1-3 broken files from complex canals

DIDACTIC LECTURES	DEMONSTRATIONS	HANDS ON TRAINING
2 HOURS of clinically oriented didactic lectures by Dr Zaher Altaqi	2 HOURS of microscope enhanced demonstrations	16 HOURS of hands on training

Course highlights :

Each participant will perform at least 15 separated instrument removal exercises

Each participant will be provided with

- Dedicated microscope with video output and monitor
- Phantom head and digital workstation
- Ultrasonic unit, ultrasonic tips & BTR pen

Eñdo



FINISHING
SCHOOL



Course Details

MODULE-I ESSENTIAL ENDODONTICS MASTERCLASS PROGRAM :

Chennai : INR 40000

MODULE-II ADVANCED ENDODONTIC & PROSTHODONTIC MASTERCLASS PROGRAM :

Chennai : INR 38000

MODULE -III MICROSCOPE TRAINING MASTERCLASS PROGRAM :

Only at Chennai : INR 38000

MODULE 4 : INSTRUMENT RETRIEVAL MASTERCLASS BY DR ZAHER ALTAQI :

Only at Chennai : INR 52,000

For more information on Program dates, Participant guidelines, payment mode and for on-line registration, kindly visit our website www.rootcanalfoundation.com or call us at 7845808818 or mail us at support@rootcanalfoundation.com

ISO 9001:2008 Certified
www.rootcanalfoundation.com
Email: support@rootcanalfoundation.com



Chennai | Phone: +91- 7845808818

CHENNAI :


Sri Arcade, D Block, New No 91, Anna Nagar First Avenue
Chintamani Signal, Anna Nagar, Chennai-600 102. INDIA



AFTER PROGRAM SUPPORT



Online Helpline
to discuss cases,
queries & updates

- 
- One on One mentoring.
 - Maximum number of clinical exercises

FACILITIES



Best training facilities
in India

THE MENTOR



Internationally renowned
Teacher and Clinician:
Dr. V.GOPI KRISHNA

ENDO



FINISHING
SCHOOL
PROGRAM

**How ROOT CANAL FOUNDATION :
Endo Finishing School Program
makes you CLINICALLY PROFICIENT ?**



**ROOTCANAL
FOUNDATION**

www.rootcanalfoundation.com

2500

+ Dentists trained ...

From over 25 countries ...

200

+ Batches from 2009 - till date